



FURNITURE FOR EDUCATION

2014





design, manufacture & installation

All types of educational furniture

• New build • Refurbishments • Project management

We will be happy to visit your premises and advise on room layout, type of materials available, provide a CAD drawing for further discussion, detailed specification, itemised quotation, all at no obligation to purchase.

New Build

Established and specified by many architects, approved and preferred sub-contractors to major contractors, particularly with several BSF programs, throughout the UK.

Refurbishments

Offering a service direct to schools for turnkey packages, from budget estimating, feasibility planning, CAD design, specification, detail pricing. Total solutions including STRIP OUT and disposal, FLOORING, DECORATIONS, MECHANICAL and ELECTRICAL SERVICES.

Project Management

When appointed we will manage the project to comply with the latest Health and Safety requirements using a common sense approach. Only using fully qualified, CSCS certified team of installers, all services tested to the appropriate standard and certificated.

We are only a phone call away, further information available on request or visit our website: www.papworth-furniture.co.uk

† 01480830095 f 01480830516 www.papworth-furniture.co.uk



welcome

Furniture for Education Brochure

Papworth Furniture has established itself as a major manufacturer and supplier of educational furniture since its formation in 1996. Recognised by its many customers as providing quality products which are fit-for-purpose and represent value-for-money. From our modern 22,000 sq. ft factory in Cambridgeshire we are ideally placed for delivering to all parts of the UK.

Contact: Papworth Furniture Limited,
4 Stirling Way, Papworth Everard,
Cambridge, CB23 3GX

Phone 01480 830095 **Fax** 01480 830516
Email enquiries@papworth-furniture.co.uk
Website www.papworth-furniture.co.uk

Delivery is free on all orders over £300 to all UK mainland addresses, for orders below £300 a single fee of £30 is applicable.

All educational establishments automatically receive a 30 day credit facility. You can claim a 2.5% discount if payment is received with order. All prices are exclusive of VAT.

All products are covered by our no quibble 5 year guarantee.



Addressing Environment Issues, Proactively

At PFL we take environmental sustainability very seriously. We only purchase our timber from sustainable sources. Reduce packaging to absolute minimum. Our factory is heated by our wood waste.

contents

Page 5 Locker Desks & Chairs

Page 6 Craft Tables

Page 7 Lab Tables & Stools

Page 8 Classroom Tables

Page 9 Height Adjustable Tables

Pages 10-11 Postura + Classroom Chairs

Page 12 Beech Tray Storage Units

Page 13 Metal Tray Storage Units

Page 14 General Storage

Page 15 A1 Paper Storage

Page 16 Library Storage

Page 17 Display Units

Page 18 Wall Storage

Page 19 Whiteboards & Noticeboards

Page 20 IT Workstations

Page 21 Teacher Desks & Tables

Pages 22-23 ICT Beam Benching



Papworth Furniture Limited, 4 Stirling Way, Papworth Everard, Cambridge, CB23 3GX

Phone 01480 830095 **Fax** 01480 830516 **Email** enquiries@papworth-furniture.co.uk **Website** www.papworth-furniture.co.uk

locker desks & chairs

- Traditional locker desks that are built to last
- Solid beech construction with a laminated MDF top
- Manufactured in the UK to the highest standard
- Matching laminated chairs

double locker desk

single locker desk



7001 Single locker desk 600x460mm



7002 Double locker desk 1100x460mm

**best
seller**
14 day
delivery

Corresponding locker desk and chair heights

Locker (Suffix)	Chair Heights
B= 600mm	310mm
C= 650mm	350mm
D= 700mm	380mm
E= 760mm	430mm

Add Suffix to code - Example 7001B

PF Table

Laminate Colours:

beech

Frame Colours Available:

Black

Red

Blue

Silver

7005A Single Table 600 x 600mm

7005B Double Table 1200 x 600mm

PF Double Table



Robust construction makes it ideal for classroom environments

PF Reverse Cantilever

Laminate Colours:

beech

Frame Colours Available:

Black

Red

Blue

Silver

7006A Seat Height 430mm

7006B Seat Height 460mm



craft tables

- Heavy duty solid beech top and frame

art table

- | | |
|------|----------------------------------|
| 6925 | Beech frame. 1200x800x810mm high |
| 6926 | Beech frame. 1700x800x810mm high |

other
sizes
are available
to order



woodwork bench & vice

- | | |
|-------|------------------------------------|
| 6985A | Plywood Top. 1200x1200x800mm high |
| 6985B | Trespa Top. 1200x1200x800mm high |
| 6985C | Hardwood Top. 1200x1200x800mm high |
| 6985V | Vice |

laboratory tables & stools

- Available with wood or metal frames
- Choose from a solid Iroko or Trespa top
- Manufactured in the UK to the highest standard
- Supplied with adjustable feet
- Choose from a selection of complimenting stools

**other
sizes
are available
to order**

wood frame lab table



6927A Iroko top 1200x600x850mm high
6927B Trespa top 1200x600x850mm high
Other sizes are available to order. Please call us for further details

metal frame lab table



6972A Iroko top 1200x600x850mm high
6972B Trespa top 1200x600x850mm high
Other sizes are available to order. Please call us for further details



pepperpot stool

Red Orange gray Green Blue Black Pink

7006 Suitable for ages 11+. SH 610mm
Other heights are available to order. Please call us for further details



solid beech lab stool

7007 Solid beech stool. SH 610mm
Other heights are available to order. Please call us for further details



moulded poly skid base stool

charcoal blue yellow red green grey

7008 Moulded poly skid base stool. SH 610mm
Other heights are available to order. Please call us for further details

**other
sizes
are available
to order**

Size Marks	Seat Hights
1 =	430mm
2 =	525mm
3 =	610mm
4 =	685mm
5 =	760mm

classroom tables

- Fully welded heavy duty metal frames
- Laminated top with knock resistant PVC edge
- Choose from a choice of top colours

**best
seller**
14 day
delivery



**other
colours**
are available
to order

TABLE HEIGHT OPTIONS

TABLE HEIGHT CODE

A= 550mm
B= 600mm
C= 650mm
D= 700mm
E= 760mm

Add Suffix to code - Example 7011B

top options




rectangular



square



round



semi circle



trapezoidal



Rectangular Top

7011 1100x550mm
7012 1200x600mm

Square Top

7013 550x550mm
7014 600x600mm

Circular Top

7015 1200 Diameter

Semi-Circular Top

7016 1100x550mm
7017 1200x600mm

Trapezoidal Top

7018 1100x550mm
7019 1200x600mm

height adjustable tables

- Welded frame with 50mm diameter legs
- Durable Trespa top
- Adjustable feet with 150mm travel
- Multi-use fully compliant to EN1729

10
year
guarantee

multi-purpose square table



7026 Square top 600x600x700/850mm
Supplied with HD adjustable feet with 150mm travel

multi-purpose rectangular table



height adjustable
upto 150mm

7025 Rectangular top 1200x600x700/850mm
Supplied with HD adjustable feet with 150mm travel

**other
colours
are available
to order**

**for larger
quantity
discounts
call for details**

special needs multi purpose tables

- Adjustable from 650 to 950mm high
- Other sizes and colours available to order - please call for details
- Multi-use fully compliant to EN1729

beech blue grey red

7030 Height adjustable 1200x600x650/950mm
Other sizes and colours are available to order, please call us for further details



Postura + chairs

The world's BEST school chair
is made right here in the UK!

The Postura + is ergonomically designed to promote good posture and provide exceptional comfort. It complies with BS EN1729 standard parts 1 & 2 for dimensions, strength and stability.

Features:

- Made in the UK.
- Fully BS EN1729 certified.
- Moulded from high impact resistant polypropylene.
- 'Perfect' ergonomics
- Strong, durable & light (no rocking or tipping).
- Lower back lumbar design.
- Clever 'waterfall' seat edge.
- Graduating seat curve supports 'perch' & 'full' sitting positions.
- Safe vertical stacking (10-12 chairs high).
- Anti static, stays cleaner.
- 100% recyclable.

SP1	Seat Height 310mm
SP2	Seat Height 350mm
SP3	Seat Height 380mm
SP4	Seat Height 430mm
SP5	Seat Height 460mm



Postura + options

A useful range of accessories are available for
Postura + Classroom Chairs:

- Linking clips are available for chair sizes 6 & 7.
- Stacking Trolley - Allows easy transport of chairs.

LC1	Linking Clip
ST2	Stacking Trolley
USP	Upholstered Seat Pads

Linking clip in use



Wire Linking Clips

Securely attach chairs together
with our hard wearing linking clips!

Bespoke colours are available on orders above 250+. Colour variations may occur in Ocean Blue & Mineral Grey colour options due to recycled material.



P7 Polypropylene chairs

moulded from a one piece high impact polypropylene shell



P7 swivel chairs

- Stylish student / teachers chairs
- Anti-tamper with no removable parts
- Gas lift seat height adjustment
- Base also available in black

P7JS	Junior Swivel Chair. Seat Height 400 - 510mm
P7S	Adult Swivel Chair. Seat Height 425 - 565mm



P7 skid chairs

- Super strong oval tube steel skid frame
- Choose from 7 shell colours & 4 skid heights

P71K	Skid Base. Seat Height 260mm
P72K	Skid Base. Seat Height 310mm
P73K	Skid Base. Seat Height 350mm
P74K	Skid Base. Seat Height 380mm
P75K	Skid Base. Seat Height 430mm
P76K	Skid Base. Seat Height 460mm



P7 4 leg chairs

- Super strong oval tube steel frame
- Choose from 7 shell colours & 4 seat heights

P71	Four Leg. Seat Height 260mm
P72	Four Leg. Seat Height 310mm
P73	Four Leg. Seat Height 350mm
P74	Four Leg. Seat Height 380mm
P75	Four Leg. Seat Height 430mm
P76	Four Leg. Seat Height 460mm

Seat Shell Colours: Colours marked with * are subject to a minimum quantity order and may incur an additional surcharge.



Frame Colours:



PF Range

The PF Range is designed to accommodate the modern day classroom environment with its stylish but robust construction.



PF 4 Leg Chair

PF1616	Seat Height 430mm
PF1617	Seat Height 460mm



PF Cantilever

PF1612	Seat Height 430mm
PF1613	Seat Height 460mm



PF Swivel Chair

PF1630	Seat Height 425 - 565mm
---------------	-------------------------



PF 38 Stool

PF1619	Seat Height 460mm
PF1621 W/Footrest.	Seat Height 560mm
PF1622 W/Footrest.	Seat Height 610mm
PF1623 W/Footrest.	Seat Height 660mm

Shell Colours:



Frame Colours Available



beech tray storage units

- Manufactured from 18mm beech MFC
- Matching 2mm knock resistant PVC edge
- Fitted with 50kg castors for easy mobility
- Certwood trays included

Double Tray Storage Unit



Tray Units 350mm W x 476mm D	
6001C	5 Tray Unit 625mm high
6106C	6 Tray Unit 700mm high
6306C	8 Tray Unit 800mm high

Single Tray Storage Unit



Tray Units 675mm W x 476mm D	
6004C	10 Tray Unit 625mm high
6107C	12 Tray Unit 700mm high
6304C	16 Tray Unit 800mm high

for larger
quantity
discounts
call for details

Triple Tray Storage Unit



Tray Units 1000mm W x 476mm D	
6009C	15 Tray Unit 625mm high
6101C	18 Tray Unit 700mm high
6301C	24 Tray Unit 800mm high

Tall Tray Storage Unit



Tray Units 1000mm W x 476mm D	
6801F	36 Tray Unit 1240mm high
6500F54	54 Tray Unit 1800mm high

Tray / Shelf Storage Unit



Tray Units 1000mm W x 476mm D	
6010CS	5 Tray Unit 625mm high
6101CS	6 Tray Unit 700mm high
6301CS	8 Tray Unit 800mm high
6809FS	12 Tray Unit 1240mm high
6510FS	12 Tray Unit 1800mm high

metal tray storage units

- Fully welded metal frame
- Fitted with 75mm lockable wheels
- Certwood trays included
- Unique ABS tray runners

Single Tray Storage Unit



Tray Units 400mm W x 455mm D
PE2100 6 Tray Unit 740mm high



Double Tray Storage Unit



Tray Units 750mm W x 455mm D
PE2101 12 Tray Unit 740mm high

Triple Tray Storage Unit



Tray Units 750mm W x 455mm D
PE2102 18 Tray Unit 1035mm high

Tall Tray Storage Unit



Tray Units 1100mm W x 455mm D
PE2091 54 Tray Unit 1910mm high

Deep Tray



6000D Deep tray 150H

Shallow Tray



6000S Shallow tray 77H

general storage

- Manufactured from 18mm beech MFC
- Matching 2mm knock resistant PVC edge
- Fitted with 50kg castors for easy mobility
- 270 degree self closing hinge
- 15mm ABS 'D' handles
- Adjustable shelves

door / drawer unit



6110C Door / Drawer Unit 700mm (H)

for larger
quantity
discounts
call for details

double cupboard unit



Cupboard Units 500mm W x 500mm D

6002CA	Cupboard Unit 625mm high
6102CA	Cupboard Unit 700mm high
6302CA	Cupboard Unit 800mm high

Cupboard Units 1000mm W x 500mm D

6008CA	Cupboard Unit 625mm high
6100CA	Cupboard Unit 700mm high
6300CA	Cupboard Unit 800mm high

4 drawer unit



Drawer Units 500mm W x 500mm D

6103C	4 Drawer Unit 700mm (H)
6303C	5 Drawer Unit 800mm (H)

Drawer Units 1000mm W x 500mm D

6109C	4 Drawer Unit 700mm (H)
6308C	5 Drawer Unit 800mm (H)

tall cupboard



6505FAL	Cupboard Unit 500 x 500 x 1800mm high
6501FAL	Cupboard Unit 1000 x 500 x 1800mm high
6505FAL1	Cupboard Unit 1000 x 700 x 1800mm high
6501FAL2	Cupboard Unit 500 x 700 x 1800mm high

Cupboard Hinge



All doors fitted 270 degree hinges
tested to BS 4875

Cupboard Lock



Full locking system fitted to tall
cupboards as standard

A1 paper storage

- Manufactured from 18mm beech MFC
- Matching 2mm knock resistant PVC edge
- Fitted with 75mm dia rubber lockable wheels
- 15mm ABS 'D' handles
- Accommodates A1 sheets

paper storage unit

Paper Storage 1000mm W x 700mm D x 800mm H

6204C Paper Storage Unit

6204CA Paper Storage With Doors



plan chest

Plan Chest 1000mm W x 700mm D x 800mm H

6206C

Plan Chest Unit

library storage

- Manufactured from 18mm beech MFC
- Matching 2mm knock resistant PVC edge
- Heavy duty metal shelving
- Designed for book storage
- Single & double sided units

bookcase 925




space
planning
service
available
call for details

bookcase 1800



double sided bookcase



Bookcase Units 1000mm W x 300mm D	
6400F/925	Open Bookcase 925mm high
Bookcase Units 1000mm W x 300mm D	
6400F/12	Open Bookcase 1240mm high
Bookcase Units 1000mm W x 300mm D	
6400F/15	Open Bookcase 1500mm high
Bookcase Units 1000mm W x 300mm D	
6400F/18	Open Bookcase 1800mm high

coffee table



Bookcase Units 1000mm W x 476mm D	
6606F/12	DS Open Bookcase 1240mm high
6400F/15	DS Open Bookcase 1500mm high
6606F/18	DS Open Bookcase 1800mm high

6910 600x600x400mm high

display units

- Manufactured from 18mm beech MFC
- Matching 2mm knock resistant PVC edge
- Heavy duty metal shelving
- Designed for book storage

book trolley/shelf display



reverse side to the book trolley unit

Book Trolley 1000mm W x 500mm D

6605CBB Book Trolley SBS 800mm high

6605CBD Book Trolley SD 800mm high

6605CDD Book Trolley DBS 800mm high



browsing box unit

Mobile Book Units 1000mm W x 476mm D

6604SCE Browsing Box 700mm high

6605SCE Browsing Box 800mm high

wall storage

- Manufactured from 18mm beech MFC
- Matching 2mm knock resistant PVC edge
- Heavy duty metal shelving
- Designed for education

single door



- BU68 Open Wall Unit. 500x300x750mm high
 BU69 Wall Cupboard. 500x320x750mm high RH
 BU70 Single Wall Cupboard. 500x320x750mm high LH

glass door



- BU67 Glass Doors. 1000x300x750mm high

double door



- BU65 Open wall unit 1000x300x750mm high
 BU66 Double Wall Cupboard 1000x320x750mm high

pigeon hole cupboard



Pigeon Hole Label Holder



Set of label holders available for the pigeon hole cupboard

- 6400PH 18 Hole Unit 1000x300x750mm high
 NH Name Holders - set of 18

whiteboards & noticeboards

- Double sided whiteboards 5 year surface guarantee
- SAA frames to all boards
- Velcro friendly felt noticeboards

Whiteboards

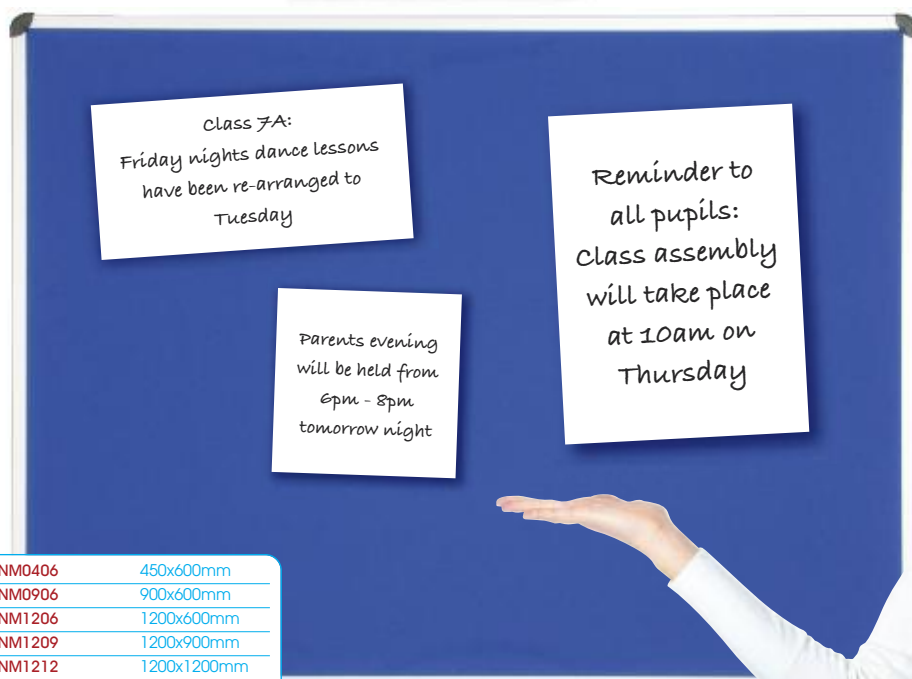
PNM0406	450x600mm
PNM0906	900x600mm
PNM1206	1200x600mm
PNM1209	1200x900mm
PNM1212	1200x1200mm
PNM1512	1500x1200mm
PNM1812	1800x1200mm
PNM2012	2000x1200mm
PNM2412	2400x1200mm



Great value
whiteboards from
Papworth Furniture

many more
visual aids
products
available to
order

Noticeboards



PNM0406	450x600mm
PNM0906	900x600mm
PNM1206	1200x600mm
PNM1209	1200x900mm
PNM1212	1200x1200mm
PNM1512	1500x1200mm
PNM1812	1800x1200mm
PNM2012	2000x1200mm
PNM2412	2400x1200mm

charcoal blue yellow red green grey

IT workstations

- Cantilever legs with adjustable feet
- 30mm laminated top, 18mm modesty panel
- Made to measure, space planning service
- 80mm cable ports available
- 5 star base operator chairs

space
planning
service
available
call for details

IT workstation

CPU Tower Box Unit



CPU tower box Unit can be supplied fitted to any teachers desk or table

6951 Workstation Tower Box Unit



6941	Workstation 1000x800x725mm high
6943	Workstation 1200x800x725mm high
6945	Workstation 1600x800x725mm high
6947	Workstation 2000x800x725mm high
6949	Workstation 2400x800x725mm high
6950	Workstation 3000x800x725mm high



operator chair

- Fully upholstered deeply cushioned seat & back rest with lumbar support
- Twin lever mechanism which provides seat height adjustment
- Dome base with twin wheeled castors

charcoal blue wine red

MON09 5 Star Base FR Camborne Fabric

teachers desks & tables

- Heavy duty metal frame
- 25mm thick beech melamine top, 2mm pvc edging
- Pedestals with lockable top drawer

**best
seller**
14 day
delivery

teachers desk



6961	1200x600x725mm high
6962	1200x750x725mm high
6963	1500x600x725mm high
6964	1500x750x725mm high
6965	1800x600x725mm high
6966	1800x750x725mm high
D2F	2 Drawer File Pedestal
D2	2 Drawer Pedestal
CL	Cable Outlet 80mm Dia

teachers desk shown with D2



teachers desk shown with D2F





ICT beam benching

- Fully cable managed system
- Top available in beech or lava dust
- Modula design, continuous benching
- 30mm laminated top, 2mm pvc edging
- 600 or 800mm deep available
- Delivered flat packed for simple self assembly



**best
seller**

14 day
delivery

**space
planning
service
available**

call for details

**on site
assembly
service
available**

call for details

600mm Deep shown with Beech top



ICT beam benching

600mm bench system

Beam benching Units 600mm D x 720mm H

7050	Single Bench. 1000mm wide
7051	Single Bench. 1200mm wide
7052	Single Bench. 1500mm wide
7053	Single Bench. 2400mm wide (3 legs)
7054	Single Bench. 3000mm wide (3 legs)

Beam Add On Units 600mm D x 720mm H

7050E	Add On Bench. 1000mm wide
7051E	Add On Bench. 1200mm wide
7052E	Add On Bench. 1500mm wide
7053E	Add On Bench. 2400mm wide (3 legs)
7054E	Add On Bench. 3000mm wide (3 legs)

800mm bench system

Beam benching Units 800mm D x 720mm H

7060	Single Bench. 1000mm wide
7061	Single Bench. 1200mm wide
7062	Single Bench. 1500mm wide
7063	Single Bench. 2400mm wide (3 legs)
7064	Single Bench. 3000mm wide (3 legs)

Beam Add On Extension Units 800mm D x 720mm H

7060E	Add On Bench. 1000mm wide
7061E	Add On Bench. 1200mm wide
7062E	Add On Bench. 1500mm wide
7063E	Add On Bench. 2400mm wide (3 legs)
7064E	Add On Bench. 3000mm wide (3 legs)



800mm Deep shown with Lava Dust top



FURNITURE FOR EDUCATION

2014



www.papworth-furniture.co.uk

UK Manufacturers for Educational Furniture

enquiries@papworth-furniture.co.uk

Tel: 01480 830095

Papworth Furniture Limited

4 Stirling Way, Papworth Everard, Cambridge, CB23 3GX

